

E-Plex® 5200 Specifications

E-Plex® 5200 Series

FEATURES

Access Control:

Electronic pushbutton lock—eliminates problems and costs associated with issuing, controlling, and collecting keys and cards

Number of Codes

3,000 access codes per door; over 100 million possible code combinations

Audit Trail:

The most recent 30,000 lock events are recorded in memory, including use of the mechanical key override

Programming:

Locks are programmed via E-Plex Enterprise Software (not included)—provides easy management of doors and users. Upgradable to wireless.

Handing:

Non-handed, pre-assembled for left-hand door installations—easily changed in the field

Key Override:

Key-in-lever cylinders, small format interchangeable cores, large format removable cores

Lock Function Customization:


Locks are easily customized on site via keypad to work as various BHMA lock functions, eliminating the requirement to stock multiple locks for different applications. Built-in options include: Entry, Privacy, and Residence lock, (thumbturn required for Privacy and Residence functions).

Three Operation Modes:

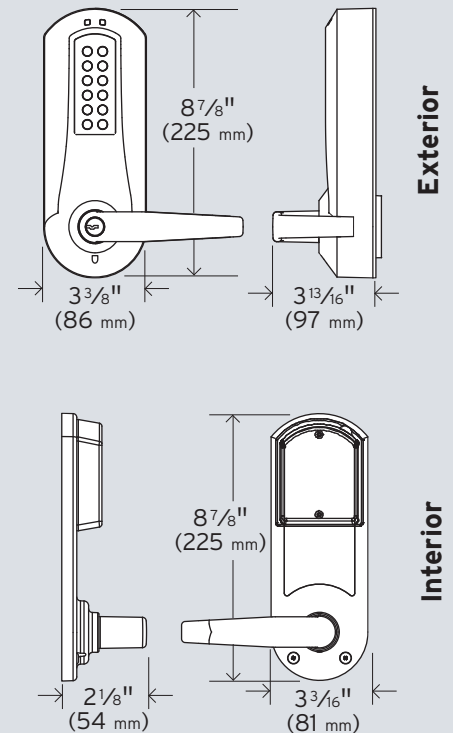
- PIN access per Access Schedule
- Lockout
- Passage—can be toggled on/off or can be pre-programmed to relock after a certain number of hours (from 1 to 24)

Scheduling:

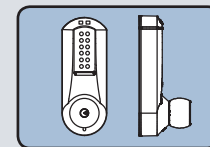
Access Schedules—Up to 16 different access schedules may be programmed into lock
Holiday / Vacation—Up to 32 different holiday / vacation blocks may be programmed into lock



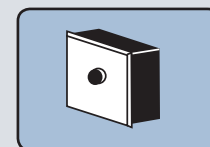
Cylindrical Dimensions



Optional Features




• Knob



• Remote Unlock

Required Feature



• PC Software

FEATURES (CONTINUED)

Passage Options:

- First manager in (or privileged user) automatically according to access schedules
- Manually toggled on / off at lock

Authority Levels:

Six different levels allow who has access to specific lock functions, including:

- Master Level**—Performs all set-up and programming functions
- Manager Level**—Administers common programming functions
- Access User Level**—Entry granted with valid PIN
- Service Level**—Codes for single event or up to four-day access, or no expiry option for "Super" Service users
- Guest Level**—1-365 day durations
- Maintenance Level**—No access is granted, but can upload/download info to/from the lock

User Parameters:

- Code length**—Adjustable to accept 4 to 8 digits
- Anti-tamper lockout**—Adjustable from 3 to 9 invalid attempts with an adjustable period of 0 to 90 seconds
- Relock time**—Adjustable from 2 to 20 seconds

Battery Operation:

Batteries located in interior housing cover; offers quick and easy battery replacements; Four AA Alkaline batteries provide up to 180,000 cycles (performance varies based on settings); lock data is maintained if batteries fail

Ease of Installation:

LectroBolt™ eliminates wiring to or through the door—no risk of pinched wires

MECHANICAL FEATURES

Construction:

Extra heavy-duty cylindrical lockset, solid cast housings, solid cast levers, cylindrical drive wear tested for extensive use in indoor and outdoor applications

Numeric Keypad:

Vandal resistant, solid metal pushbuttons

Door Handing:

- E-Plex 5200 Cylindrical and E-Plex 5200 Mortise**—Non-handed, pre-assembled for left-hand door installations; easily changed in the field
- E-Plex 5200 Exit Trim**—Non-handed

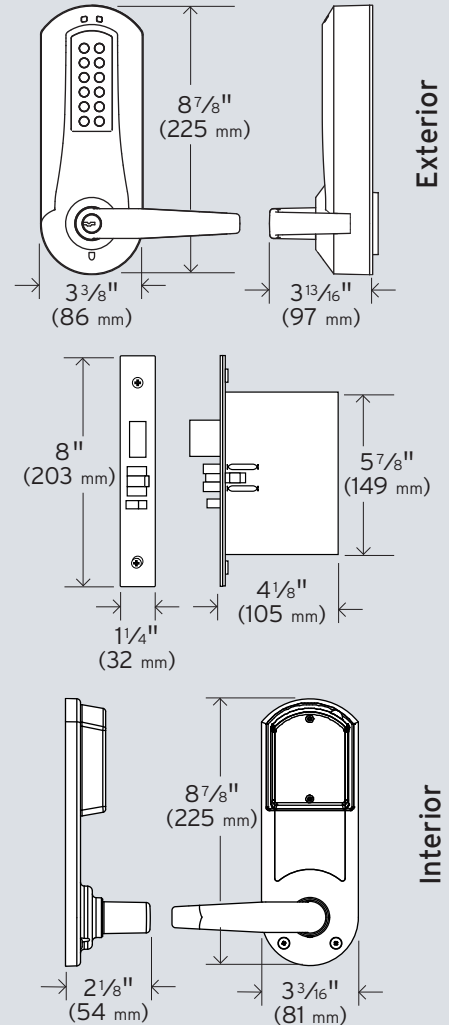
Backsets:

- E-Plex 5200 Cylindrical**—2 3/4" (70 mm), 2 3/8" (60 mm)
- E-Plex 5200 Mortise**—2 3/4" (70 mm)
- E-Plex 5200 Exit Trim**—Varies by exit device type

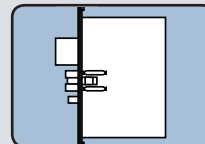
Latch:

- E-Plex 5200 Cylindrical**—1/2" (13 mm) latch, 3/4" (19 mm) latch (optional) with three-hour UL/ULC fire rating
- E-Plex 5200 Mortise**—3/4" (19 mm) latch, 1" (25 mm) deadbolt (optional)

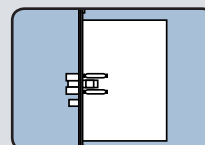
Mortise Dimensions



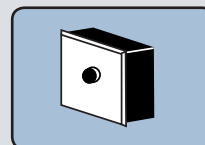
Optional Features



• Deadbolt

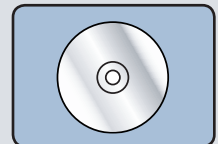


• Without Deadbolt



• Remote Unlock

Required Feature



• PC Software

MECHANICAL FEATURES (CONTINUED)

Minimum Stile Recommended:

5" (127 mm)

Weight:

E-Plex 5200 Cylindrical—9.5 lbs. (4.30 kg)

E-Plex 5200 Exit Trim—9.5 lbs. (4.30 kg)

E-Plex 5200 Mortise—11.5 lbs. (5.20 kg)

KEY OVERRIDE

Universal Key-In-Lever Cylinders:

Schlage "C" Keyway, (keyed different) and tailpieces for compatibility with:

Abloy 5277	Kaba Gemini 4730
Abloy 5477	Kaba Peaks 1099
Arrow C100	Marks
ASSA 65611	Medeco 20W200H1
ASSA 65691	Sargent 10 Line
Corbin Russwin 2000-03	Schlage 23-001
Kaba 1539	Schlage Primus 20-760
Kaba 1599	

Australian: Kaba expert 107K5, Boyd KC286

European: Quattro S/Expert, AP2 (5 and 6-pin)

Interchangeable Cores:

Small format Best and equivalents (6 or 7-pin length)

Removable Cores:

Large format ASSA, Medeco, Yale, Abloy (5 or 6-pin), Corbin Russwin, Schlage, and Sargent

INSTALLATION

Ease of Installation:

LectroBolt eliminates wiring to or through the door—no risk of pinched wires

Door Preparation:

E-Plex 5200 Cylindrical and E-Plex 5200 Exit Trim—ASA 161 door preparation—easily installs with two additional through bore holes (*wood or metal doors*)

E-Plex 5200 Mortise—ASA 86 door preparation with two additional through bore holes

Door Thickness:

E-Plex 5200 Cylindrical—1 3/8" (35 mm) to 2 1/4" (57 mm)

Pre-assembled to accommodate doors 1 5/8" (41 mm) to 2" (50 mm)

E-Plex 5200 Mortise—1 3/4" (44 mm) to 2 1/4" (57 mm)

Pre-assembled to accommodate doors 1 5/8" (41 mm) to 2" (50 mm)

E-Plex 5200 Exit Trim—1 3/4" (44 mm) to 2 1/4" (57 mm)

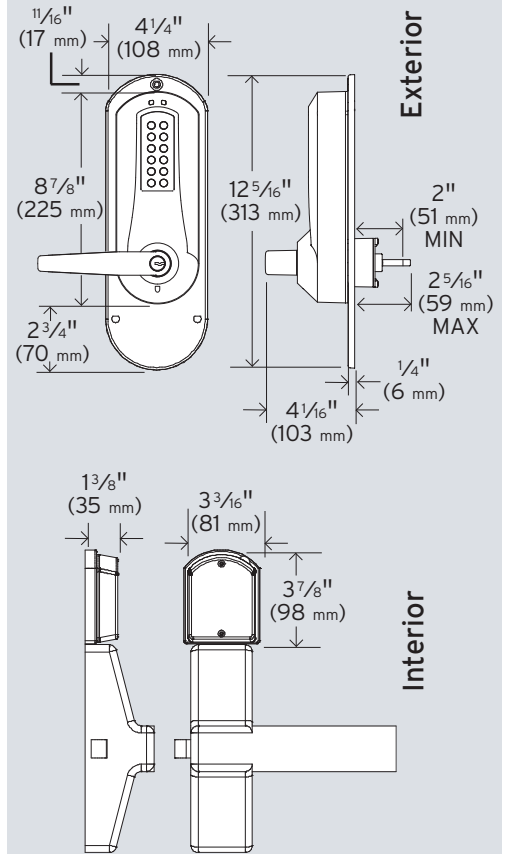
Pre-assembled to accommodate doors 1 3/4" (44 mm) to 2 1/8" (54 mm)

Items Supplied:

E-Plex 5200 Cylindrical and E-Plex 5200 Mortise—Lock assembly, installation manual, template, quick reference guide, operations manual, and required hardware

E-Plex 5200 Exit Trim—Lock assembly, installation manual, template, quick reference guide, operations manual, and required hardware. Exit Device and mounting hardware not included.

Exit Trim Dimensions

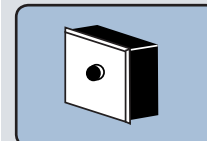


Exit Device Compatibility

Arrow S1250	Monarch 18R*, F18R*
Arrow S3883F/S3800	Precision 21/FL21
Black & Decker (K-2)	Sargent 2828
QED111/112	Sargent 3828
Cal Royal 9800	Sargent 8810E/8800
Cal Royal 2200	Sargent 8888
Corbin Russwin	Von Duprin 22/22F
ED5200/5200A	Von Duprin 98/98F
Detex 1001 BP1	Von Duprin 99/99F
Detex 10/F10 Series	Von Duprin XP98/99
Dorex 8500R/8500F	Yale YME2100/2100
Dorex 9500PR/9500FR	Yale 7100
Dorma 9300/F9300	

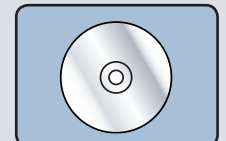
*(requires special K-Hub Adapter)

Optional Feature



• Remote Unlock

Required Feature



• PC Software

INSTALLATION (CONTINUED)

Additional Items Supplied with Key-in-Lever Cylinder Model Only:

E-Plex 5200 Cylindrical and E-Plex 5200 Mortise—Universal Kaba 1599 6-pin cylinder with tailpiece, four additional tailpieces, and two nickel silver keys

E-Plex 5200 Exit Trim—Universal Kaba 1599 6-pin cylinder with tailpiece, four additional tailpieces, nickel silver keys, and spare cylinder retainer

CERTIFICATION AND TESTING

Accessibility Standard:

Americans with Disabilities Act (ADA)

Durability:

E-Plex 5200 Cylindrical—ANSI/BHMA A156.25, Grade 1 Certification

E-Plex 5200 Mortise—ANSI/BHMA A156.13, Grade 1 Certification

E-Plex 5200 Exit Trim—ANSI/BHMA A156.3, Grade 1 Certification

Fire Rating:

Three-hour UL/ULC fire door rating for "A" labeled doors

Environmental:

Indoor/Outdoor Approved

Front Housing: -31 °F (-35 °C) to + 151 °F (66 °C)

Rear Housing: -31 °F (-35 °C) to + 130 °F (55 °C)

WARRANTY

Warranty:

Three-year warranty from date of installation; built-in warranty counter in lock memory

AVAILABLE FINISHES

Standard Finishes:

Satin Chrome 26D (626) housings and levers

Black (676) housings with Satin Chrome (626) levers and accents

Optional Finishes:

Bright Brass 03 (605) housings and levers

Satin Brass 04 (606) housings and levers

Bright Chrome 026 (625) housings and levers

Dark Bronze (744-simulates 10B/613) housings and levers with Satin Brass (606) pushbuttons

Standard Finishes




Satin Chrome



Black

Optional Finishes




Bright Brass



Satin Brass



Bright Chrome



Dark Bronze

Disclaimer: While reasonable efforts were made to ensure the accuracy of this document at the time of printing, Kaba assumes no liability for any errors or omissions. This information is subject to be revised without notice, and changes may be incorporated in future releases

Copyright © 2014 Kaba Access & Data Systems Americas. All rights reserved.

KAA1058 0214

Kaba Access & Data Systems Americas

2941 Indiana Avenue
Winston-Salem, NC 27105
Tel: 1-800-849-8324

www.kaba-adsamericas.com