

Keyways

Z and DH Class Keyways

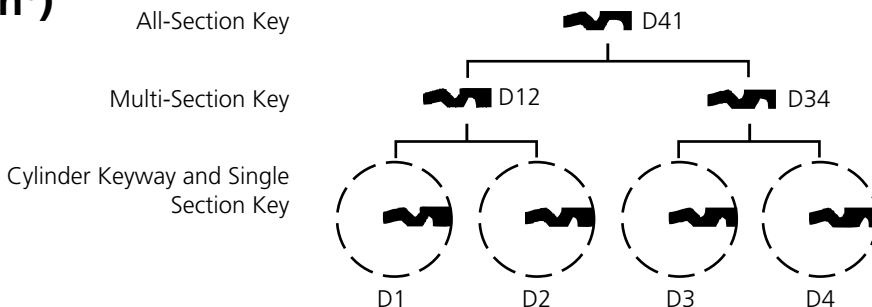
Key Systems

D Series (Russwin®)

4 keyway multiplex system.
Available 5-, 6- and 7-pin.
DH Class bitting.
Reverse of L Series.



Available

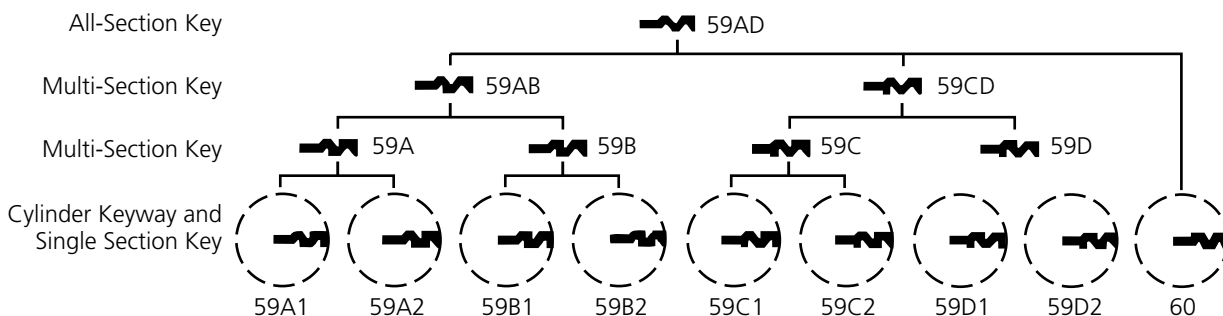


59 Series (Corbin®)

9 keyway multiplex system.
Available 5-, 6- and 7-pin.
Z Class bitting.



Available

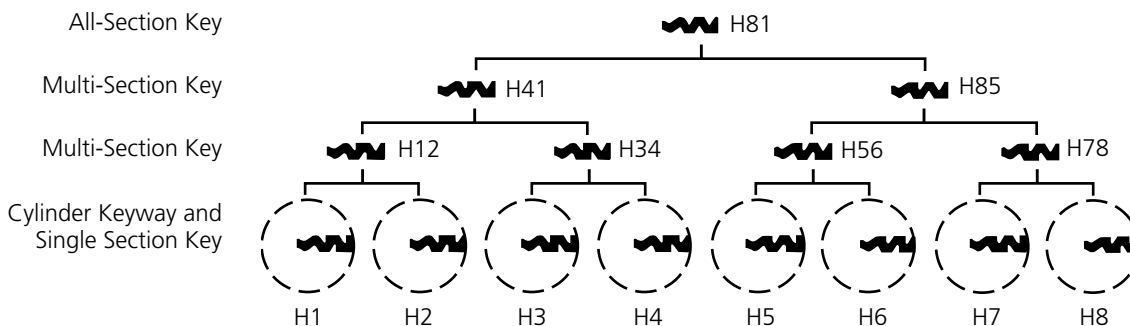


H Series (Russwin)

8 keyway multiplex system.
Available 5-, 6- and 7-pin.
DH Class bitting.



Available

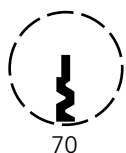


70 Series (Corbin)

Simplex Keyway.
Z Class bitting.
Reverse of 60.



Available



Features



ML20800 AC2 Mortise Lock



Mortise Lock
ML20800

The one-piece escutcheon of the motorized mortise lock product has a clean, crisp design and is available with a variety of lever designs and hardware finishes. ML20800 mortise locks are ideal for business and facility entrances, computer room areas, telephone rooms, health clubs, and child care facilities. Ecoflex™ technology offers improved battery life.

Features

Handing

Handed; quick reversibility. The lockset can be re-handed without disassembling the lock body

Door Thickness

1-3/4" (44mm) standard.
Optional 2" (50mm) to 2-1/4" (57mm).

Backset

2-3/4" (70mm).

Lockcase

Heavy-gauge chrome plated steel,
5-7/8" (149mm) x 4" (102mm) x 15/16" (24mm).

Front

Heavy-gauge steel, 8" (203mm) x 1-1/4" (32mm) x 3/32" (2mm). Accommodates non-beveled and beveled doors 1/8" (3mm) in 2" (51mm).

Armored Front

Wrought brass, bronze or stainless steel attached by machine screws to lockcase front.

Latch

Patented, quick, reversible 2-piece mechanical with anti-friction insert 5/8" (16mm) x 1" (25mm) x 3/4" (19mm). U.S. Patent #6,349,982.

Auxiliary Latchbolt

9/16" (14mm) effective throw and 3/8" (10mm) effective auxiliary latch deadlocking.

Deadbolt

One-piece stainless steel, 19/32" (15mm) x 1-1/4" (32mm) x 1" (25mm) throw.

Lever Trim

Free floating, to fit doors 1-3/4" (44mm) to 2-1/4" (57mm).

Hub

Steel, 5/16" (8mm).

Strike

Wrought brass or stainless steel ANSI straight lip standard, 4-7/8" (124mm) x 1-1/4" (32mm) x 1-1/8" (29mm) lip to center. Optional strikes, lip lengths and ANSI wrought strike box available.

Cylinder

1000-138-A01, 6-pin, L4, keyed random, furnished standard for 1-3/4" (44mm) door. Optional cylinders available.

Batteries

Operates with 6 AA batteries (included).

Operations

Typical 80,000 per set of batteries. RF technology will limit battery life to approximately 4-1/2 months.

Optional Power Supply

9VDC output. Operates 2 each Access 800 locks. Specify 784 when ordering.

Warranty

10-year limited mechanical.
2-year limited electrical.

Certification/Compliance

ANSI

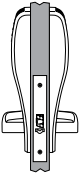
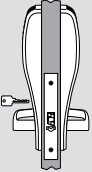

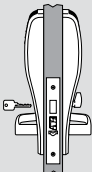
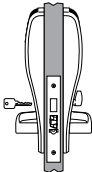
Meets A156.13, Grade 1 requirements.
Meets A117.1 Accessibility Code.
Meets A156.25 requirements.

Credential Quick Codes

Description	Specify
Credential for 100 User	
Keypad Only	M800
Credentials for 2000 User	
Keypad Only	M801
Prox Only	M802
Keypad/Prox	M803
Keypad/RF	M804
Prox/RF	M805
Keypad/Prox/RF	M806

Functions

ML20800 AC2 Mortise Lock

Outside	Inside	Series/Function	Type	Function Description
		ML20833 Without Cylinder or Deadbolt	Entry	<ul style="list-style-type: none"> • Deadlocking latch • Latch retracted by inside lever at all times • Outside lever rigid except when in "passage" mode or valid user code entered
		ML20834 With Cylinder Without Deadbolt	Entry	<ul style="list-style-type: none"> • Deadlocking latch • Latch retracted by inside lever at all times • Outside lever rigid except when in "passage" mode or valid user code entered • Key outside retracts latch • No deadbolt function
		ML20835 Without Cylinder With Deadbolt	Entry	<ul style="list-style-type: none"> • Deadlocking latch • Latch and deadbolt retracted by inside lever at all times • Outside lever rigid except when in "passage" mode or valid user code entered • When deadbolt thrown, outside lever operable only with emergency code or master code
		ML20836 With Cylinder and Deadbolt	Entry	<ul style="list-style-type: none"> • Deadlocking latch • Latch and deadbolt retracted by inside lever and deadbolt at all times • Outside lever rigid except when in "passage" mode or valid user code entered • Key outside projects or retracts deadbolt and retracts latch • When deadbolt projected, outside lever operable only with emergency code, master code, or key (key retracts deadbolt and latch)
		ML20837 With Deadbolt and Inside	Dormitory Entry	<ul style="list-style-type: none"> • Deadlocking latch • Dorm room application for students using proximity cards • Prevents students from locking themselves out of dorm rooms • Controller to be configured at factory for dorm room application • Available with M802 and M803 Quick Codes • Latch and deadbolt retracted by inside lever, placing lock in passage mode; must present valid user code to secure door upon exit

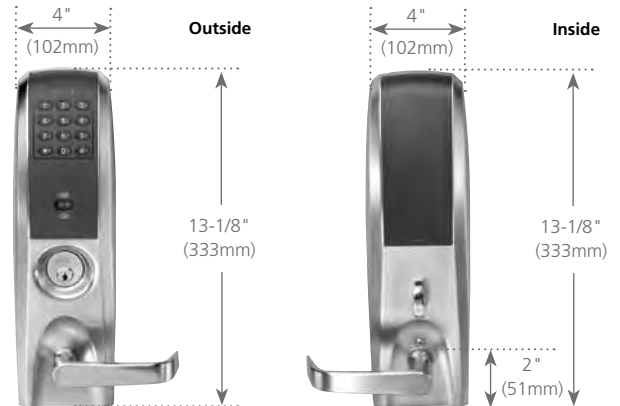
Escutcheons & Cylinders

ML20800 AC2 Mortise Lock



Escutcheons

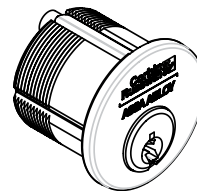
- Zinc die cast
- Lowest projection 11/16" (17mm) less lever
- Highest projection 1-5/8" (41mm)
- Tactile keypad
- Operating temperature -40°F (-40°C) to 135°F (57°C)
- LEDs indicate valid/invalid entries
- Keys/buttons with double shot mold construction prevents wear



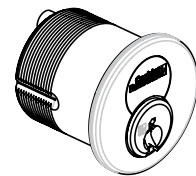
Cylinders

- Conventional (standard for ML2000)
- Security (standard for ML2000HS)
- Pyramid
- Interchangeable Core (IC)
- 2 nickel silver keys
- Finishes: See Key Systems and Pyramid

Conventional
(Fixed Core)



Interchangeable Core
(IC)



Pyramid
Shown

Cylinder Quick Codes

Mortise Cylinder Type	Keyed Functions for 1-3/4" Door
Pyramid High Security (PHS)	1020-114-A01
Pyramid High Security Interchangeable Core (PCHS)	1030-138-A01
Pyramid Security (PS)	1027-114-A01
Pyramid Security IC (PCS)	1037-138-A01
Conventional 6-pin	1000-138-A01
7-pin (7P)	1000-138-A01-7
6-pin IC (C6)	1080-138-A01
7-pin IC (C7)	1080-112-A01-7
Security IC (CHS)	1090-138-A01
Security (HS)	1010-138-A01

For complete Pyramid information and options refer to Pyramid catalog.

To order optional cylinder with lockset, see Quick Codes, page 17.

To order cylinder separately, specify Part No. x Keyway x Finish (e.g., 1000-138-A01 x L4 x 626).

Options & Accessories

ML20800 AC2 Mortise Lock



Strikes

ANSI Straight Lip (standard)

Brass, Bronze or Stainless Steel

Non-handed

4-7/8" (124mm) x 1-1/4" (32mm) x 1-1/8" (29mm) lip to center

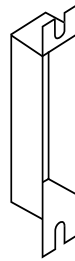
Optional lip lengths: 7/8" (22mm), 1-1/4" (32mm), 1-3/8" (35mm), 1-1/2" (38mm), 1-3/4" (44mm), 2" (51mm), 2-1/4" (57mm), 2-1/2" (64mm), 2-3/4" (70mm), 3" (76mm)

ANSI Curved Lip

Brass, Bronze or Stainless Steel

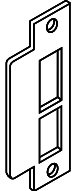
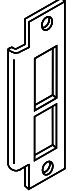

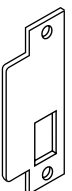


Handed 4-7/8" (124mm) x 1-1/4" (32mm) x 1-1/4" (32mm) lip to center

Optional lip lengths: 1-3/8" (35mm), 1-1/2" (38mm), 1-3/4" (44mm), 2" (51mm), 2-1/4" (57mm), 2-1/2" (64mm), 2-3/4" (70mm), 3" (76mm)



ANSI Wrought Strike Box

To order with lockset; see Quick Codes, page 17. To order separately, specify 120F768.

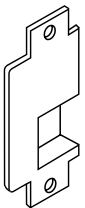
		Part No.	Description
Latchbolt X Deadbolt		236L72	Straight Lip
		340L60	Curved Lip for RH, LHR
		340L61	Curved Lip for LH, RHR
Latchbolt Only		236L73	Straight Lip
		340L62	Curved Lip for RH, LHR
		340L63	Curved Lip for LH, RHR

To order strike with lockset, see Quick Codes, page 17. To order strike separately, specify Part No. x Lip Length x Finish (e.g., 340L60 x 1-1/2" x 626).

Open Back

Size: 5-1/4" (133mm) x 1-1/4" (32mm)

Hand	Door Thickness	Part
LHL	1-3/4" (44mm)	411L63016
	2" (51mm)	411L63018
	2-1/4" (57mm)	411L63020
RHR	1-3/4" (44mm)	411L62016
	2" (51mm)	411L62018
	2-1/4" (57mm)	411L62020

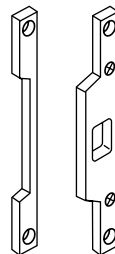


To order with lockset; see Quick Codes, pg. 17.
To order separately, specify Part No. x Door Thickness x Finish (e.g., 411L62 x 2" x 626).

Rabbeted Front and Strike

Brass or bronze. For 1/2" (13mm) rabbet. No optional lip lengths.

	Part No.	Hand
Latchbolt x deadbolt	318F66	RH/LHR
	318F69	LH/RHR
Latchbolt only	318F64	RH/LHR
	318F67	LH/RHR













































To order with lockset; see Quick Codes, page 17.
To order separately, specify Part No. x Finish (e.g., 318F66 x 626).

Available Trim Options

ML20800 AC2 Mortise Locks



Standard

		ML20800			
Armstrong	ASZ				
Newport	NSZ				
Princeton	PSZ	Armstrong	Citation	Dirke	Essex*
Citation	CSZ				
Dirke	DSZ				
Essex	ESZ				
Lustra	LSZ	Lustra*	Newport*	Princeton*	Regis
Regis	RSZ				
		Vineyard™			
Frascati	FSZ				
Merlot	MSZ				
Tuscany	TSZ	Frascati	Merlot	Tuscany*	Zinfandel
Zinfandel	ZSZ				
		Muséo®			
		GEORGIA			
102	102Z				
103	103Z				
104	104Z				
124	124Z				
125	125Z	102	103	104	124* 125*
		SALVADOR			
106	106Z				
107	107Z				
108	108Z				
109	109Z	106	107	108	109*
110	110Z				
123	123Z				
128	128Z				
129	129Z	110	123*	128*	129*
		MARC			
111	111Z				
112	112Z				
113	113Z				
114	114Z	111	112	113	114 115
115	115Z				
116	116Z				
130	130Z				
131	131Z	116	130*	131*	132*
132	132Z				
		PABLO			
117	117Z				
126	126Z				
		JACKSON			
119	119Z				
121	121Z				
122	122Z				
127	127Z	119	121	122	127*
		PIET			
21G	21GZ				
21L	21LZ				
21M	21MZ				
21S	21SZ				
21W	21WZ	21G	21L	21M	21S 21W 23M 27M
23M	23MZ				
25M	25MZ				
27M	27MZ				

How To Order

ML20800 AC2 Mortise Lock



Ordering Examples

Stock Order

Quantity	Series/Function	Technology Code	Trim	Finish	Hand	Credential Quick Code
24	ML20834	TCAC2	LSZ	626	RHR	M803

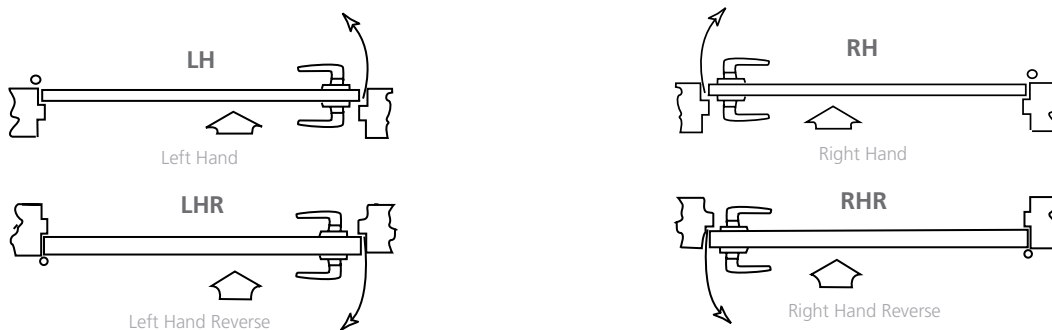
Split Trim/Finish Order

Quantity	Series/Function	Technology Code	Trim		Finish		Hand	Credential Quick Code
			Outside	Inside	Outside	Inside		
24	ML20834	TCAC2	LSZ	CSZ	626	606	RHR	M803

Contract/Detailed Order

Quantity	Keyset	Series/Function	Technology Code	Trim	Finish	Hand	Door Thickness	Optional Strike	Credential Quick Code	Optional Cylinder	Keying
24	AA1	ML20834	TCAC2	LSZ	626	RHR	D214	SA200	M803	C7	VKC3

Handing



Note: Arrow indicates secure side of door.

Quick Codes

ML20800 AC2 Mortise Lock



Cylinders and Keying

Description	Specify
Conventional 6-pin	(standard)
Conventional 7-pin	7P
Less Cylinder(s)	LC
IC 6-pin	C6
IC 6-pin with Temporary Construction Core	
Red	CT6R
Blue	CT6B
Green	CT6G
CI 6-pin Less Core	CL6
SFIC 6-pin with Less Core	CLS6
SFIC 6-pin with SFIC disposable temporary core	CT6SD
IC 7-pin	C7
IC 7-pin with Temporary Construction Core	
Red	CT7R
Blue	CT7B
Green	CT7G
IC 7-pin Less Core	CL7
SFIC 7-pin with Less Core	CLS7
SFIC 7-pin with SFIC disposable temporary core	CT7SD
Security	HS
Security IC	CHS
Pyramid Fixed Core	PHS
Pyramid IC	PCHS
Pyramid IC Less Core	CLP
Pyramid with Temporary Construction Core	CTP
Pyramid Security	PS
Pyramid Security IC	PCS
Pyramid Disposable Core	CTPD
6-pin Disposable Core	CT6D
7-pin Disposable Core	CT7D
Keyed Random (Standard) 45014-2/14	KR
Construction Master Eyed (not available for Pyramid)	CMK
Visual Key Control	
- No Keying Data Stamped on Key or Cylinder	VKC0
- Keys Only	VKC1
- Cylinders and Keys (not for HS, CHS, PHS or PCHS)	VKC2
- Cylinders Only (not for HS, CHS, PHS or PCHS)	VKC3

Cylinders and Keying (Cont.)

Description	Specify
Concealed Key Control (CKC)	
- CKC Cylinders with VKC Keys	CKC2
- CKC Cylinders Only (not for PHS, PCHS)	CKC3
2 Keys per Lock	(standard)
	KY#
More than 2 Keys	(e.g., KY6)

Finish

Description	Specify
Polished Brass, Clear Coated	605
Satin Brass, Clear Coated	606
Polished Bronze, Clear Coated	611
Satin Bronze, Clear Coated	612
Dark Oxidized Satin Bronze, Oil Rubbed	613
Dark Oxidized Satin Bronze - Equivalent	613E
Dark Oxidized Satin Bronze, Clear Coated	613L
Polished Nickel	618
Satin Nickel	619
Polished Chrome	625
Satin Chrome	626
Satin Chrome with MicroShield®	626C
Black Oxidized Bronze, Oil Rubbed	722

Miscellaneous Options

Description	Specify
Torx® head screws	M04
ANSI wrought strike box	M17
Knurling outside and inside*	M20
Knurling outside only*	M21
Knurling inside only	M22
Abrasive coat outside and inside*	M23
Abrasive coat inside only*	M24
Abrasive coat outside only	M25
Power/Remote Unlocking Harness	M35
Forced/Propped Door**	M861

*not available with Vineyard or Museo levers.

**not compatible with M800

Door Thickness

Door Thickness	Specify
1-3/4" (44mm)	(standard)
2" (51mm)	D200
2-1/4" (57mm)	D214

Credential Quick Codes

Description	Specify
Credential for 100 User	
Keypad Only	M800
Credentials for 2000 User	
Keypad Only	M801
Prox Only	M802
Keypad/Prox	M803
Keypad/RF	M804
Prox/RF	M805
Keypad/Prox/RF	M806

Strikes

ANSI Lip to Center	ANSI Straight Lip Specify	Curved Lip Specify
7/8" (22mm)	SS078	N/A
1-1/8" (29mm)	(standard)	N/A
1-1/4" (32mm)	SS114	SA114
1-3/8" (35mm)	SS138	SA138
1-1/2" (38mm)	SS112	SA112
1-3/4" (44mm)	SS134	SA134
2" (51mm)	SS200	SA200
2-1/4" (57mm)	SS214	SA214
2-1/2" (64mm)	SS212	SA212
2-3/4" (70mm)	SS234	SA234
3" (76mm)	SS300	SA300
Open Back Strike	Door Thickness	Specify
	1-3/4" (44mm)	SB134
	2" (51mm)	SB200
	2-1/4" (57mm)	SB214
Rabbeted front and strike - Specify		SR118

Handing

Hand	Specify
Right Hand	RH
Left Hand	LH
Right Hand Reverse	RHR
Left Hand Reverse	LHR