

6300 Series surface mounted strike for rim exit devices

Overview

Von Duprin electric strikes are known for their reliability, durability and security. The 6300 Series is designed to withstand abuse. Its heavy-duty stainless steel construction is fully UL1034 and UL10C Listed.

6300 Series electric strikes are designed for use with a variety of rim devices. It interfaces with the latch mechanism of the exit device. The movable lip (keeper) allows a door to open even when the latch bolt is extended. This feature, called remote release, provides added benefits such as increased convenience and efficiency. The 6300 Series also provides added security and traffic control.

6300 Series electric strikes are ideal for aftermarket applications. It is easy to install without modifying or altering the door frame. To assure the proper selection of an electric strike on new applications, lockset compatibility charts are shown on the next page. When using a lockset not listed or when retrofitting a strike to an existing application, please contact Von Duprin technical support for application assistance.

The 6300 is fail-secure (FSE) only to achieve compliance with UL10C for fire-rated openings. In a fail-secure application, the door is normally locked. To unlock the door, power must be applied. The 6300 strike can be used with either 12VDC or 24VDC. There are 2 connectors that ship with it and the appropriate connector for either 12VDC or 24VDC will be used, based upon the available voltage at the opening.

Features

- Non-handed design provides greater flexibility
- Requires no alteration or cutting to existing frame
- UL1034 burglary-resistant and
- UL10C electric strike for fire door
- Stainless steel (satin) finish
- Durable stainless steel construction
- Field selectable voltage 12VDC or 24VDC
- Meets BHMA A156.31, Grade 1 for endurance and strength
- Static strength 1300 lbs
- Dynamic strength 70 ft-lbs
- Endurance 1,000,000 cycles



6300 Surface mount specifications

Model	Voltage	Current	Duty	Amps	Ohms
6300	12V	DC	Continuous	0.50	22
6300	24V	DC	Continuous	0.24	89

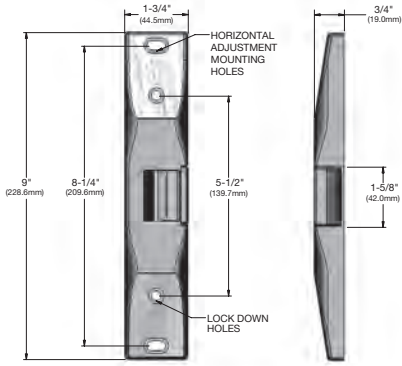
Rim exit device compatibility 6300 strikes

Manufacturer	Model Number
Von Duprin	VD 22/22-F Rim
Von Duprin	VD 33A/35A Rim
Von Duprin	VD 55 Rim
Von Duprin	VD 88/88-F Rim device
Von Duprin	VD 98/99 and 98/99-F Rim
Falcon	Falcon 24/24-F Rim
Falcon	Falcon 25/25-F Rim
Falcon	Falcon 19/19-F Rim
Falcon Doromatic	Falcon Doromatic 1790
Falcon Doromatic	Falcon Doromatic 2090

Model specifications

Model #	6300
Retrofits model	N/A
Latchbolt throw	3/4"
Face plate length	9"
Projection	3/4"
Lockset	Rim exit device
# Doors	Single or pair with mullion
Door/frame type	Hollow metal, aluminum and wood
EB (entry buzzer)	Optional
Certifications	UL1034, UL10C
Application notes	Surface mounted electric strike ideal for aftermarket applications. Strike designed for use with Von Duprin 98/99, however it can be used with most rim exit devices.

6300 Series dimensions



DC = Direct current

Continuous duty = Energized 1 min. or more

Note: When using device not listed or when retrofitting a strike to an existing application, please contact Von Duprin Technical Support for application assistance.

Ordering information

6300 - S024 - EB

Model	Rectifier kit*	Buzzer*
1	2	3

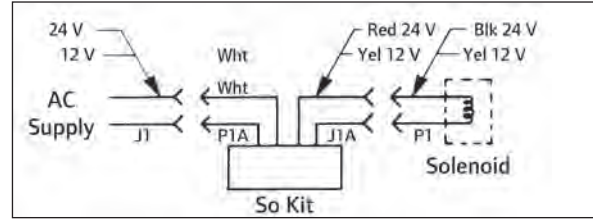
* Optional

1	Model
6300	Surface mounted strike for rim exit devices
2	Rectifier kit (optional)
S012	Converts 12 VAC voltage to 12 VDC to operate the solenoid
S024	Converts 24 VAC voltage to 24 VDC to operate the solenoid
3	Buzzer (optional)
EB	Entry buzzer

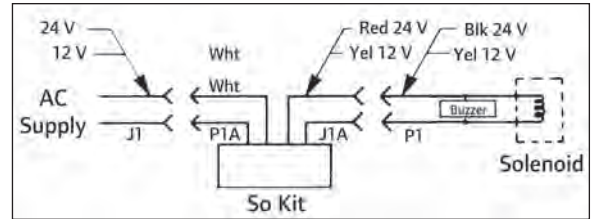
Standard features

- Power failure mode: Fail-Secure (FSE)
- Voltage: field selectable 24 VDC or 12 VDC
- Finish: stainless steel, satin (US32D/32)

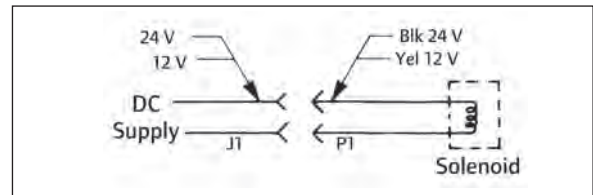
AC



AC with buzzer



DC



DC with buzzer

