

# 98/99 Rim exit device



The 299 Strike ships standard, optional strikes available

Hex key dogging comes standard on 98/99 Rim exit devices



**98 and 99 Rim exit devices** for all types of single and double doors with mullion, UL listed for panic exit hardware. Devices are ANSI A156.3 – 2014 Grade 1. The 98 device has a smooth mechanism case and the 99 device has a grooved case. The rim device is non-handed except when the following device options are used: SD (special dogging), -2 (double cylinder) or SS (signal switch). See Opposite page for available outside trim and device functions. Covers stock hollow metal doors with 86 or 161 cutouts on single doors (may cover cutouts on pairs – consult template).

**Finishes** – US3, US3A, US4, US4A, US10, US26, US26D, US26D-AM Antimicrobial, US28, 313, 315 & 643E. US15 and US32D available with 98 Series only.

## Specifications

Device functions	Device ships EO/DT/NL. Field selectable. For TP, K or L remove NL drive screw from device.	
Device lengths	3'	2'4" to 3' (711mm to 914 mm) Door size
	4'	2'10" to 4' (864 mm to 1219 mm) Door size
Device centerline from finished floor	39 <sup>13</sup> / <sub>16</sub> " (1011 mm) 39 <sup>11</sup> / <sub>16</sub> " (1008 mm) with mullion	
Center case dimensions	8" x 2 <sup>3</sup> / <sub>4</sub> " x 2 <sup>3</sup> / <sub>8</sub> " (203mm x 70mm x 60mm)	
Mechanism case dimensions	2 <sup>1</sup> / <sub>4</sub> " x 2 <sup>1</sup> / <sub>4</sub> " (57mm x 57mm)	
Projection	Pushbar neutral – 3 <sup>13</sup> / <sub>16</sub> " (97 mm) Pushbar depressed – 3 <sup>1</sup> / <sub>16</sub> " (78 mm)	
Latch bolt	Deadlocking, <sup>3</sup> / <sub>4</sub> " (19mm) throw	
Fasteners & sex bolts (SNB)	Includes screw pack for 1 <sup>3</sup> / <sub>4</sub> " (44mm) and 2 <sup>1</sup> / <sub>4</sub> " (57mm) thick metal or wood doors. Optional 425 SNB available, see page 9 for quantities.	
Electric options	<b>LX</b>	Latchbolt monitor switch
	<b>RX</b>	Pushpad monitor switch
	<b>RX2</b>	Double pushpad monitor switch
	<b>E</b>	Electric locking & unlocking trim
	<b>EL</b>	Electric latch retraction
	<b>QEL</b>	Quiet electric latch retraction
	<b>SS</b>	Signal switch
	<b>CX</b>	Chexit delayed exit
	<b>ALK</b>	Alarm exit kit
	<b>WP-RX</b>	Waterproof request to exit
	<b>CON</b>	Allegion Connect
Mechanical options	<b>-2</b>	Double cylinder
	<b>AX</b>	Accessible device
	<b>GBK</b>	Glass bead kit
	<b>PN</b>	Pneumatic latch retraction
	<b>XP</b>	Extra protection
	<b>SNB</b>	Sex bolts
	<b>SEC</b>	Security screws
Dogging feature	Hex key dogging standard	
Dogging options	<b>CD</b>	Cylinder dogging
	<b>SD</b>	Special center case dogging
	<b>LD</b>	Less dogging
	<b>DI</b>	Dogging indicator
	<b>CI</b>	Cylinder dogging indicator
Strikes	<b>299</b> – Dull black	

**XP**  
**Extra protection**

- 90° latch-to-strike contact
- Force resistance of 2,000+ lbs.

**CD**  
**Cylinder dogging**

- Replaces hex key dogging
- Requires 1 1/4" mortise cylinder with inverted cam

**QEL**  
**Quiet electric latch retraction**

- Bolt retraction via switch
- Converts exit door to push-pull operation

**RX**  
**Pushpad monitor switch**

- Signals use of an opening
- SPDT switch to monitor pushpad

**CX**  
**Chexit delayed exit**

- Meets NFPA 101 requirements
- Self-contained controls, locking, alarm

**AX**  
**Accessible device**

- UL certified to meet new 5 lb. maximum operating force requirement
- Exceeds ANSI/BHMA requirements

**EL**  
**Electric latch retraction**

- Enables remote unlatching
- Alternative to manual dogging

**ALK**  
**Alarm exit kit**

- Unauthorized opening triggers 85-decibel horn
- Set in armed or disarmed mode by key





**PN**  
**Pneumatic latch retraction**





- For areas where electrical devices banned
- Special linkage for mechanical or pneumatic dogging

**CON**  
**Allegion Connectors**

- Common connectors to connect various door hardware all the way to the power supply

**Standard trim**

	EO	DT	NL	NL-OP
				
<b>Product description</b>	98EO 99EO	98DT 99DT	98NL 99NL	98NL-OP 99NL-OP
<b>Trim description</b>	—	990DT	990NL-R/V	110NL-MD 110NL-WD
<b>Escutcheon plate size</b>	—	3" x 14 <sup>13</sup> / <sub>16</sub> " x 3 <sup>3</sup> / <sub>32</sub> " (76x360x2mm)	3" x 14 <sup>13</sup> / <sub>16</sub> " x 3 <sup>3</sup> / <sub>32</sub> " (76x360x2mm)	—
<b>Pull center to center</b>	—	5 <sup>1</sup> / <sub>2</sub> " (140mm)	5 <sup>1</sup> / <sub>2</sub> " (140mm)	—
<b>Projection</b>	—	2" (51mm)	2" (51mm)	—
<b>ANSI function</b>	01	02	03	03
<b>Cylinder type</b>	—	—	Rim	Rim
<b>Handing</b>	—	—	—	—
<b>Optional trim</b>	x990EO x996EO	x996K-DT x996L-DT x696DT x697DT	x996K-NL x996L-NL x696NL x697NL	
<b>Optional #425 SNB quantity for device</b>	6	2	2	6

	L	L-NL	L-BE	L-DT
				
<b>Product description</b>	98L 99L	98L-NL 99L-NL	98L-BE 99L-BE	98L-DT 99L-DT
<b>Trim description</b>	996L-R/V*	996L-NL-R/V	996L-BE-R/V*	996L-DT
<b>Escutcheon plate size</b>	2 <sup>3</sup> / <sub>4</sub> " x 10 <sup>3</sup> / <sub>4</sub> " x 2 <sup>7</sup> / <sub>32</sub> " (70x273x21mm)	2 <sup>3</sup> / <sub>4</sub> " x 10 <sup>3</sup> / <sub>4</sub> " x 2 <sup>7</sup> / <sub>32</sub> " (70x273x21mm)	2 <sup>3</sup> / <sub>4</sub> " x 10 <sup>3</sup> / <sub>4</sub> " x 2 <sup>7</sup> / <sub>32</sub> " (70x273x21mm)	2 <sup>3</sup> / <sub>4</sub> " x 10 <sup>3</sup> / <sub>4</sub> " x 2 <sup>7</sup> / <sub>32</sub> " (70x273x21mm)
<b>Pull center to center</b>	—	—	—	—
<b>Projection</b>	2 <sup>7</sup> / <sub>8</sub> " (73mm)	2 <sup>7</sup> / <sub>8</sub> " (73mm)	2 <sup>7</sup> / <sub>8</sub> " (73mm)	2 <sup>7</sup> / <sub>8</sub> " (73mm)
<b>ANSI function</b>	08	03	14	02
<b>Cylinder type</b>	Rim	Rim	—	—
<b>Handing</b>	Handed/Reversible	Handed/Reversible	Handed/Reversible	Handed/Reversible
<b>Optional #425 SNB quantity for device</b>	2	2	2	2

\* Electrified lever operation available

**Notes**

# 98/99 Electrical options

## ALK Alarm kit



**ALK Alarm kit** is a simple yet effective way to deter unauthorized use of an opening. While the exit device is still a means of egress, the ALK kit contains an internal horn. When the touch bar is depressed, the horn sounds to provide an audible means of signaling that the opening has been violated. The alarm kit can be armed or disarmed by key thus allowing the exit device to be set in an armed or disarmed mode. The horn is rated at 85 decibels.

### For Hardware Applications

The assembly includes both a 24VDC Input and External Inhibit standard. The External Inhibit provides remote arming and dis-arming.

The key switch uses a standard 1 1/4" (32mm) mortise cylinder with a straight cam (Schlage 20-001, L583-475 cam). The unit operates on one standard 9-volt alkaline battery. When the battery is weak, the horn will emit an intermittent low battery alert signal.

Auto reset (AR) option is available with this kit. This kit allows the device to resume the alarm option after a preset time. Preset times can be field selected at 1.5, 3, or 4.5 minutes.

Alarm kits are available with a choice of two switch kits, RX or LX. RX monitors the touchpad and is furnished standard. LX optional latch bolt monitoring is recommended for use with surface vertical rod exit devices or when alarm needs to sound from both the exit device and trim side of the door. Specify ALK-LX.

**Note:** For latch bolt monitoring on a 98/9975 with ALK, specify a SS7500 lock. LX switch not available for 98/9975 devices.

The ALK is available in two styles, 99ALK, grooved cover and 98ALK, smooth cover.

The ALK includes a 6" x 20" decal for application on door "EMERGENCY EXIT ONLY. ALARM WILL SOUND." RSS push bar trim can be used instead of the door decal, specify RSS push bar trim when ordering the device.

When the ALK is used, standard dogging is removed. If cylinder dogging is required, there are two choices. Special center case dogging (SD) is available. Or, as an engineered special, the ALK can be moved to the hinge side of the device, and standard cylinder dogging (CD) can be added.


### To Order, Specify:

1. Standard, 98 ALK
2. Special center case dogging, SD98 ALK
3. Cylinder Dogging, CD98 ALK

### Minimum door opening sizes on ALK applications

Device	3' (914mm) Length	4' (1219mm) Length
98/98-F/99/99-F	2'10" (864mm)	3'4" (1016mm)
9875/9875-F/9975/9975-F	2'10" (864mm)	3'4" (1016mm)
9827/9827-F/9927/9927-F	2'10" (864mm)	3'4" (1016mm)
9857/9857-F/9957/9957-F	2'10" (864mm)	3'4" (1016mm)
9847/9847-F/9947/9947-F	2'9" (838mm)	3'3" (991mm)
9848/9848-F/9948/9948-F	2'9" (838mm)	3'3" (991mm)

## Allegion Connect



Allegion's cross-category Connect features common interconnect components to our electrified options. Allegion Connect is a quick and easy way to connect power sources; all the way from your power supply to locking device. There is no wire cutting; reducing installation and maintenance time ultimately cutting cost. After installation, Allegion's Connect continues to provide benefits throughout the lifetime of the opening by offering a service kit for repairs or modifications in the future.

### Features and benefits

- Quick: common connections reducing installation time
- Perfect Connections: these factory installed connectors ensure the right wires match up every time
- Protective: the connectors protect the connection points throughout the installation process and lifetime of the opening
- Interchangeable: all Allegion Connect products utilize the same connectors
- Maintenance: you no longer need to cut away wire to disconnect Allegion products, also available is a service kit specifically for Connect products.

Harness length	Connectors on both ends	Connectors on one end, crimped pins on the other end
6 Inches	CON-6	CON-6P
12 Inches	CON-12	CON-12P
26 Inches	CON-26	CON-26P
32 Inches	CON-32	CON-32P
38 Inches	CON-38	CON-38P
44 Inches	CON-44	CON-44P
50 Inches	CON-50	CON-50P
192 Inches	CON-192	CON-192P

Power Supply Wire Harness = Connectors on one end, stripped leads on the other end, offering a direct connection to the power supply

6 Inches	CON-6W - wire extension to power supply
----------	---

Consult door manufacturer for harness length requirements.

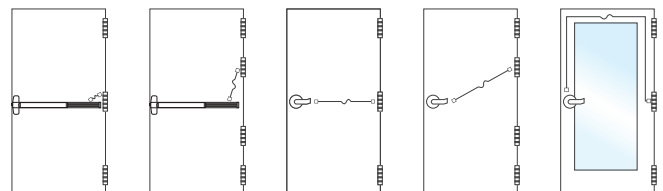
**Note:** You will need to purchase a separate wiring harness to go from exit device to hinge/EPT and an additional harness to go from hinge/EPT to power supply or access control system. Harness part numbers with ordering information can be located in the Schlage, Von Duprin and Falcon pricebooks. A service kit is available for order in the Schlage, Von Duprin and Falcon pricebooks. Included in this kit are male end plugs, female end plugs and pins to customize harnesses to your application.

**Note:** Must be ordered with exit devices and locks


### How to order

1. Specify CON for Connect electronic options  
Example: EL-99-EO-CON (99 Series Electrified Latching exit only with Connect connectors)
2. Specify harness length: Consult door manufacturer for harness length
3. Specify Von Duprin EPT10-CON or Ives 7200 power transfer hinge

### Wire run options



# 98/99 Finishes



## Finishes

Color	US number	BHMA number	A, B, E	C	D & F
Bright brass	US3	605	Bright brass	Bright brass US3, 605	Buffed anodized
Satin brass	US4	606	Bright brass	Satin brass US4, 606	Anodized
Satin bronze	US10	612	Plated	Satin bronze US10, 612	Anodized
Bright chrome	US26	625	Plated	Bright stainless steel US32, 629	Buffed anodized
Satin chrome	US26D	626	Plated	Satin stainless steel US32D, 630	Anodized
Satin stainless steel*	US32D	630	Stainless steel	Satin stainless steel US32D, 630	Anodized
Aluminum, anodized	US28	628	Powder coat	Satin stainless steel US32D, 630	Anodized
Duranodic dark bronze	313	710	Powder coat	Powder coat	Powder coat
Black	315	622	Powder coat	Powder coat	Powder coat
Aged bronze 643E	–	–	Relieved aged bronze	Relieved aged bronze	Aged bronze, no relief

## Special Finishes

Color	US number	BHMA number	A, B, E	C	D & F
Satin bronze, oil-rubbed	US10B	613	Oil-rubbed, US10B	Oil-rubbed, US10B	Powder coat
Powder coat**	RAL #	–	Powder coat	Satin stainless steel US32D, 630 (unless specified to match device)	Powder coat
Bright bronze	US9	611	Plated	Bright bronze US9, 611	Buffed anodized
Satin nickel*	US15	619	Plated, clear powder	Satin stainless steel US32D	Anodized
Satin chrome (antimicrobial)	U26D-AM	626-AM	AM Clear over chrome	AM Clear over satin stainless steel US32D, 630	AM Clear over anodized
Satin stainless steel (antimicrobial)	US32D-AM	630-AM	AM Clear over stainless steel	AM Clear over Satin Stainless Steel US32D, 630	AM Clear over anodized

**Touch bar trim options** — Knurled  
 Embossed “Push”  
 Braille (Caution-Stairwell), satin stainless steel only  
 RSS, US32D only, red silk screen lettered “EMERGENCY EXIT ONLY – PUSH TO OPEN AND SOUND ALARM.”

\* US32D and US15—available on 98 Series only

\*\* Other custom logo touchbar trim and RAL color combinations available - consult factory