

AO19 SERIES®

AO19-2

Low Energy Automatic Door Operators for Double Doors

The AO19 Series Automatic Operator for double doors is an easy to install, heavy duty product for high use and high abuse low energy applications. The AO19 Series meets requirements for ANSI/BHMA A156.19 (American National Standard for Power Assist and Low Energy Power Operated Doors) and provides standard features that meet the requirements of the American Disabilities Act.



Benefits

- Economical operator provides safe and easy access in medium to high-traffic and security areas
- Provides ADA compliant access to handicap applications
- 115VAC power plug-in mounted in header
- Hanger plate allows quick installation
- Self-contained unit in an extruded case allows easy access for maintenance and adjustments
- Works with existing access control, locking and computer signal devices
- Reduced service calls due to heavy-duty construction
- 3-way low-voltage ON/OFF/HOLD switch for ease of service and setup
- Quiet operation
- Easy manual use

Features

- Available in single, pair (twin) for independent, simultaneous and dual egress openings
- Reverse on obstruction stalls a door during closing cycle and re-activates to open if an obstruction is sensed anytime before the latch position. Must be selected to activate.
- Adjustable delayed activation for sequenced vestibule doors
- Single voltage source required to operate
- Electric lock relay provides an adjustable delay before door opens to unlock an electric strike, maglock or other types of electric locks - prevents binding
- Push & Go (Use for Handicap) activates when door is manually pushed to open. Must be selected to activate.
- Power close applies a reverse power to aid in latch check position. Must be selected to activate.
- Adjustable closing speed

Mechanical Options

- Push
- Pull
- 75.5" - Fits above most pairs of 36" doors
- 92" - Fits above most 44" pairs of doors
- 100" - Fits above most 48" pairs of doors

Accessories

- 104792 - Wireless Button Package (includes 2 push plates, 2 mounting boxes, and 1 receiver)
- PB-2048-3 - Mushroom switch, hard-wired
- DS-3681-630 - Electric Strike, cylindrical

Call for available activation options

Technical Information

Power Requirements -
 • 115VAC 60 HZ 3 amps

Module -
 • Activation input terminals
 • Form C lock relay terminals
 • Safety lock-out built in
 • 17 additional features standard on board

Motor -
 • 115VDC rectified
 • 1/8 hp
 • 60:1 gearbox

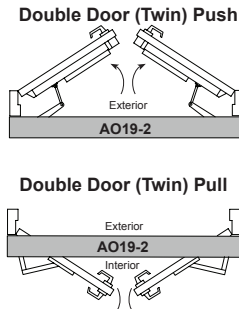
Enclosure -
 • 7" h x 4 1/2" d
 • Approximately 50 lbs
 • Aluminum extrusion

- Push reveal depth up to 11" with standard arm. Extended arm available.
- Pull reveal depth up to 5".

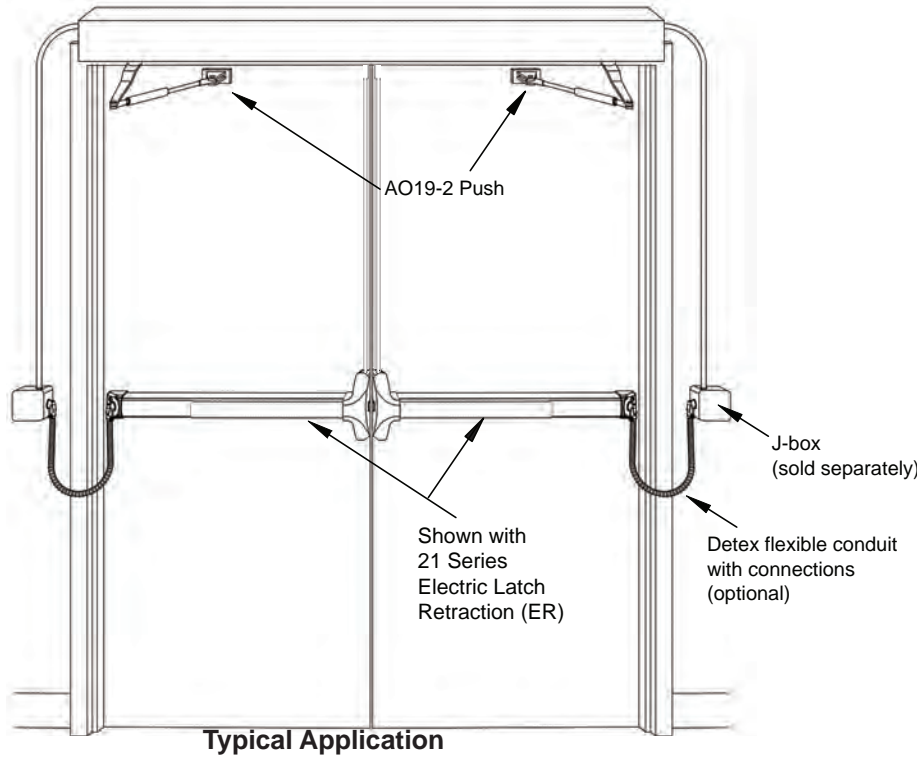
Finishes

- AL - 204-Ri Clear: Arch. Class II anodized coating, AA-M12C22A31
- BZ - 313-Ri Dark Bronze: Arch. Class II Anodized coating, AA-M12C22A32


Handing Diagram





Riser Diagram



Listings and Approvals

 Certified to ANSI/UL 325
Tested - ANSI 156.19

 Meets ADA requirements

 3-Hour Fire Listed

Detex Limited Warranty

3 Year Mechanical / 1 year Electrical
 Limited Manufacturer's Warranty



Detex Corporation
 302 Detex Drive
 New Braunfels, Texas 78130-3045 USA
 PH. (830) 629-2900
 (800) 729-3839
 FAX (800) 653-3839
<http://www.detex.com>
 USA Sales:
marketing@detex.com
 International Sales:
export@detex.com