

Tracks



9550-3038
Track

- Non-handed
- Standard



9550-73
Track End Cap

- Black plastic end caps



9550-3034
Roller

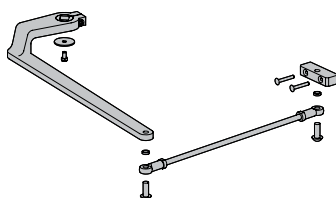
- Quiet low friction roller assembly

Arms



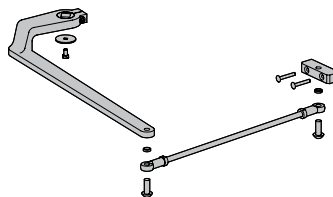
9550-3077Plcm
Standard Arm Assembly

- Handed
- Includes 3077 regular arm assembly, 3038 track, and 3034 track roller



9550-3077
Regular Arm Assembly

- Handed
- Includes 77 main arm assembly and 79 linkage assembly



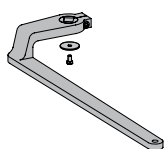
9550-3077L
Regular Long Arm Assembly

- Handed
- Includes 77 main arm assembly and 79LR linkage assembly



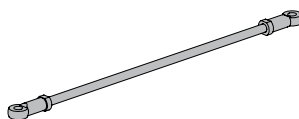
9550-3077T
Standard Arm

- Handed
- Track roller not included



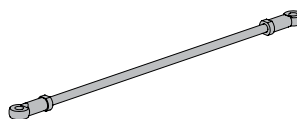
9550-77
Main Arm

- Handed
- Attaches to motor gearbox



9550-79
Linkage Assembly

- 15"
- Threaded rod attaches to door
- Extends from main arm



9550-79LR
Linkage Assembly

- 32"
- Threaded long rod attaches to door
- Extends from main arm
- Used for reveal 10" to 20"

Installation Assembly



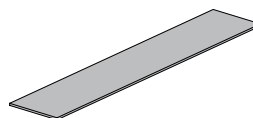
9550-11A
Spindle Plate

- Hides bottom of motor gearbox
- Completes header box
- Cutout allows for motor gearbox shaft
- For 2-3/4" offset pivot or butt hinge installations



9550-12
Filler Plate

- Blank
- Completes length of header box
- Specify length



9550-18
Mounting Plate

- Optional mounting plate for standard hollow metal door frames
- Specify length 68-1/2" to 101-1/2" maximum when using angle brackets
- Specify length 65" to 98" maximum when using dress plates.

NOTE: The length of a universal 18 plate will need to be ordered 3-1/2" longer than the supplied header when using angle brackets.