

B921C Capacitive Keypad with Inputs (SDI2)

www.boschsecurity.com



BOSCH
Invented for life



- ▶ 2-line LCD display with up to 32 character point, user, and area names
- ▶ Capacitive touch keys clean easily and are more resistant to wear than traditional mechanical buttons
- ▶ Situation sensitive on-screen help makes system operation simple and easy
- ▶ Highly visible on (arm)/alarm, ready to turn on (arm), power, trouble, and gas alarm indicators
- ▶ Four inputs provide simple, lower-cost point expansion

- Audible tones from the keypad sounder alert personnel to fire events and assist fire fighters in locating the keypad.

The B921C keypad is an SDI2 bus compatible device. The keypad features capacitive touch keys, instead of the mechanical buttons found on most keypads. With a smooth, sleek surface, the B921C keypad is easy to clean, and fits with any modern decor. Each keypad has user adjustable options such as volume and brightness. They have three programmable emergency keys, and four inputs. The B921C shows two-line system messages for all areas.

System overview

- For commercial use, install the keypad in building entrances and areas with unrestricted access. Mounting a keypad near exterior doors in hotel or business lobbies allows people to identify the type and location of the emergency.
- For residential use, install the keypad near the front and rear entrances to the home. Install additional keypads in a kitchen or in a bedroom.
- Use multiple keypads in a large building with many separate areas of security. Program multiple keypads to control multiple areas.

Functions

The keypad uses words, numbers, and symbols to show the status of the security system. When several events occur, the keypad shows each event in order of priority. The display shows two lines, 18 characters per line.

Each keypad has 10 number keys and seven function keys. When touched, keys turn on keypad backlighting and emit the keypress tone (short beep). The function keys include programmable function keys and keys to initiate arming and bypassing with one keypress.

Audible tones

The keypad has a built-in speaker that produces several distinct warning tones. The keypad backlight illuminates when it emits an audible tone. You can use a passcode to silence the tone.






The tones include:

- Fire signal. When an area is in fire alarm, the keypad emits a pulsed, high-pitched bell tone.

- Gas signal. When a gas point activates, the keypad emits a unique high pitched tone.
- User alarm. When a user alarm (such as panic and medical alarms) occurs, the tone sounds for the programmed amount of time.
- Burglary signal. When an area is in alarm, the keypad emits a steady, high pitched bell tone.
- Entrance warning. The keypad emits an intermittent beep tone during entry delay periods to remind the user to disarm the area.
- Exit warning. The keypad emits an intermittent beep tone during exit delay.
- Invalid button buzz. When an invalid button, or sequence of buttons, is pressed, the keypad emits a flat buzz tone.
- Keypad encoding tone. The keypad emits a muted beep tone as each button is pressed to indicate that the entry was accepted.
- Trouble buzzer. When a trouble event occurs, such as a service alert, the keypad emits a two-tone warble until you enter a programmed passcode with the appropriate authority.
- Watch tone. A single clean tweedle tone alerts the user anytime a watch point is faulted.

Status icons

The status icons on the keypad provide a quick visual reference for system status.

	The system is ready to turn on (arm)
	The system is on (armed)
	Indicates there is a trouble condition
	Indicates the presence of dangerous gases including carbon monoxide (NFPA 720)
	Indicates that the system has power.

Certifications and approvals

Region	
US	UL 365 - Police Station Connected Burglar Alarm Units and Systems
	UL 609 - Local Burglar Alarm Units and Systems
	UL 985 - Household Fire Warning System Units
	UL 1023 - Household Burglar Alarm System Units
	UL 1076 - Proprietary Burglar Alarm Units and Systems
	UL 1610 - Central Station Burglar Alarm Units
	CSFM - California Office of The State Fire Marshal
	FCC Part 15 Class B
Canada	ULC-ORD C1076 - Proprietary Burglar Alarm Units and Systems

ICES-003 - Digital Apparatus

ULC S545 - Residential Fire Warning System Control Units

Installation/configuration notes

Compatible control panels

B5512 and B5512(E) firmware v2.02 and higher
 B4512 and B4512(E) firmware v2.02 and higher
 B3512 and B3512(E) firmware v2.02 and higher
 D9412GV4 firmware v2.02 and higher
 D7412GV4 firmware v2.02 and higher

Mounting considerations

Mount in dry indoor locations.

Power supply

A compatible control panel supplies the power and data requirements to the keypad through a four-wire connection.

Enclosure and wiring

The sliding self-locking enclosure has an integrated bubble level and custom gap-free, lift-gate style terminal blocks to make installation easier.

Parts included

Quant.	Component
1	Keypad
1	Hardware pack
4	1k Ω EOL Resistors
1	Installation Guide

Technical specifications

Wiring

Terminal wires	12 AWG to 22 AWG (2 mm to 0.65 mm) wire
----------------	---

Environmental considerations

Relative humidity	5% to 93% at +32°C (+90°F) non-condensing
Temperature (operating)	0°C to +50°C (+32°F to +122°F)

Keypad

Dimensions	6.2 in x 4.7 in x 1 in (158 mm x 120 mm x 26 mm)
Weight	11.3 oz (0.32 kg)
Material	Acrylonitrile butadiene styrene (ABS) Poly(methyl methacrylate) (PMMA)
Display window	2 line display 18 characters per line

Indicators	Illuminated keys Status icons Warning and indicating tones
Inputs	4 (four) 1k Ω supervised inputs

Power requirements

Current	45 mA in standby mode 85 mA in alarm mode
Voltage (input)	12 VDC nominal

Ordering information

B921C Two-line Capacitive Keypad with Inputs (SDI2) (black)

Two-line alphanumeric keypad with inputs and capacitive touch keys.

Order number **B921C**

Accessories

B96 Keypad Trim Bezel

Cover the wall footprint of previous keypads when replacing them with the new, slim design of B Series keypads. The white trim bezel is (8.6 in x 6.3 in x 1.2 in (22 mm x 16 mm x 3 mm).

Order number **B96**

Represented by:

Americas:

Bosch Security Systems, Inc.
130 Perinton Parkway
Fairport, New York, 14450, USA
Phone: +1 800 289 0096
Fax: +1 585 223 9180
security.sales@us.bosch.com
www.boschsecurity.us

Europe, Middle East, Africa:

Bosch Security Systems B.V.
P.O. Box 80002
5617 BA Eindhoven, The Netherlands
Phone: + 31 40 2577 284
Fax: +31 40 2577 330
emea.securitysystems@bosch.com
www.boschsecurity.com

Asia-Pacific:

Robert Bosch (SEA) Pte Ltd, Security Systems
11 Bishan Street 21
Singapore 573943
Phone: +65 6571 2808
Fax: +65 6571 2699
apr.securitysystems@bosch.com
www.boschsecurity.asia

China:

Bosch (Shanghai) Security Systems Ltd.
201 Building, No. 333 Fuquan Road
North IBP
Changning District, Shanghai
200335 China
Phone +86 21 22181111
Fax: +86 21 22182398
www.boschsecurity.com.cn

America Latina:

Robert Bosch Ltda Security Systems Division
Via Anhanguera, Km 98
CEP 13065-900
Campinas, Sao Paulo, Brazil
Phone: +55 19 2103 2860
Fax: +55 19 2103 2862
latam.boschsecurity@bosch.com
www.boschsecurity.com